

# SATIN PHOTO PAPER

**To achieve optimum image results – please read instructions prior to printing**

Printworks Satin Photo Paper allows you to print high quality photos from your inkjet printer. The smooth, lustrous finish gives excellent contrast and produces sharp, photo quality images from digital cameras, CD’s, scanners, the Internet and more. This is an economical paper for high volume printing.

## PRODUCT HANDLING AND STORAGE

Always handle photo paper carefully. To avoid getting fingerprints on the printable surface, always handle the paper by the edges.

- Keep paper away from moisture and high humidity.
- To extend the life of your prints, do **not** expose printed or unprinted paper to bright lights or direct sunlight for long periods of time as ultra-violet rays have damaging effects on **any** photo paper.

## INSTRUCTIONS FOR USE (please read all instructions before proceeding)

### Step 1: Capture your image

- Use a digital camera, scanner, CD or the Internet to capture an image and load into your computer.

### Step 2: Manipulate your image

- You can enhance images using any software program that handles graphics. You may need to adjust for color, brightness and size to achieve optimal results. Follow instructions of your software program.

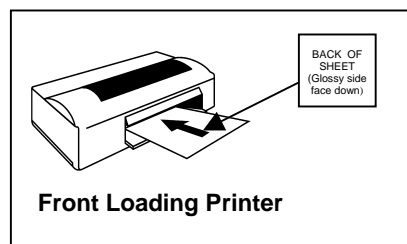
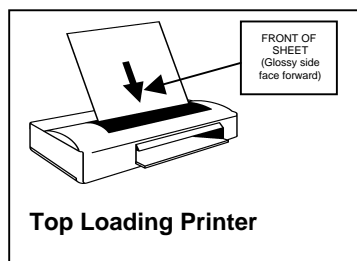
### Step 3: Print your image

- Select “Print” and “Name” of printer being used
- Select “Properties”
- Select “Paper Size” you are using and “Borderless” if desired
- **Printer Settings** – Select printer settings from the chart below:

CANON	Printer Model	Paper Type	Print Quality	Advanced (Customize) (Other)
	I500 & i800 SERIES	Plain Paper	High	Scale set at 1; Manual- Enable ICM, Image Optimizer- Checked, Photo Optimizer- Checked, Apply Throughout Page-Checked
	S200, S300, S400, S500, S600, S800 SERIES	Plain Paper	Standard	Scale set at 1; Manual- Enable ICM, Image Optimizer- Checked, Photo Optimizer- Checked, Apply Throughout Page-Checked
	I900 SERIES	Glossy Photo Paper	High	Scale set at 1
	ip1500, ip2000, ip3000, ip4000, ip5000, ip6000, ip8000, ip9000 SERIES	Glossy Photo Paper	High	Vivid Photo
DELL	Printer Model	Paper Type	Print Quality	Advanced (Customize) (Other)
	A920, A940, A960	Photo/Glossy	Best	
	A & J SERIES	Specialty Paper- Photo/Glossy	Best	
EPSON	Printer Model	Paper Type	Print Quality	Advanced (Customize) (Other)
	400, 600, 700, 800, & 900	Photo Quality Glossy Paper	Best	Advanced, High Speed off
	R200, R380	Glossy Photo Paper	Best	Advanced, High Speed off, Photo Enhanced off
	925	Glossy Photo Paper	1440dpi	Custom/Advanced, High Speed off
HEWLETT PACKARD	Printer Model	Paper Type	Print Quality	Advanced (Customize) (Mode) (Other)
	600, 700, 800, 900, 1000, 12000 & 2000 SERIES	HP Photo Paper	Best	True Color (24bpp)
	900 SERIES	HP Photo Paper	Best	1200x1200 DPI
	3000 SERIES	Photo Paper	Best	
	5000 SERIES	HP Photo Paper, Glossy	Best	
	PHOTO SMART P1000, P1300 & P7000 SERIES	HP Photo Paper	Best	
	PHOTO SMART 8250	Everyday Photo Paper Semi Gloss	Best	
LEXMARK	Printer Model	Paper Type	Print Quality	Advanced (Customize) (Other)
	5000, 7000, Z, & X SERIES	Specialty Paper/ Photo Glossy	Best	

-for brands and models not in table, refer to your printer manual for instructions on settings for glossy photo papers or visit our website for the most up-to-date settings: [www.myprintworks.com](http://www.myprintworks.com)

- **Test Print** – We suggest first printing the image on a plain piece of paper to ensure desired size and location of image. Note: Image quality will not be as good when printed on plain paper.
- **Load Media** – Load a single sheet of Photo Paper Satin into your printer according to your printer type (See below). Image is to be printed on glossy or shiny side of the paper. Although some printers may allow stack feeding, **we recommend single sheet feeding**.



- Let sheet dry for 15-20 minutes before handling to ensure it has dried thoroughly. Allow 24hrs. before placing in frame or album.
- For additional information or assistance: [www.myprintworks.com](http://www.myprintworks.com) or e-mail us at [printworks@pariscorp.com](mailto:printworks@pariscorp.com)

**Printworks** Satin Photo Paper 4x6  
PRINTING IS OUR PASSION

Capture those special moments forever with Printworks Photo Paper Satin 4 x 6. The small size is ideal for printing and sharing your favorite photographs, and fits in standard photo albums and frames.

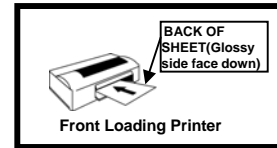
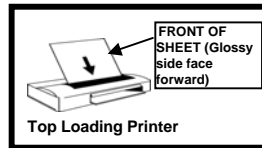
The smooth, lustrous finish gives excellent contrast and produces sharp, photo quality images from digital cameras, CDs, scanners, the Internet and more. Instructions: For best results, read and follow all instructions before proceeding.

**Printing Your Image**

Printworks Photo papers are compatible with most color inkjet printers.

**Test Print:** We recommend first printing the image on a plain piece of paper to ensure desired size and location of image. Note: Image quality will not be as good when printed on plain papers.

**Load Media:** Printworks Premium Photo 4 x 6 has a printable and non-printable side. Load a single sheet of paper into your printer according to your printer type. (Refer to below diagrams) The image is to be printed on the glossy or coated side of paper. Although some printers may allow stack feeding, **we recommend single sheet feeding.**



**PRINTER SETTINGS**

Printworks Satin Photo 4 x 6 is compatible with most inkjet printers. Select printer settings from the chart below:

	Media Type	Print Quality	Paper Size	Other
HEWLETT PACKARD 600, 700, 800, 900, 1000, 1200, 2000 SERIES	HP Photo Paper	Best	Borderless 4X6	--
HEWLETT PACKARD Photo Smart P1000, P1100, P1200, P1300 SERIES	HP Photo Paper	Best	Borderless 4X6	--
HEWLETT PACARD 8250	Everyday Photo Paper Semi Gloss	Best		
CANON S200, S300, S400, S500, S600, S800 SERIES	Plain Paper	Standard	4x6 Orientation: Landscape Check Borderless Printing	--
CANON ip500, ip2000 ip3000, ip4000, ip5000, ip6000, ip9000 SERIES	Glossy Photo Paper	High	4x6 Orientation: Landscape Check Borderless Printing	Photo Realistic
EPSON 400, 600, 700, 800 & 900	Photo Quality Inkjet	Automatic	Borderless 4X6	Advanced High Speed off
EPSON R200 & R380	Glossy Photo Paper	Best	Borderless 4X6	Advanced High Speed & Photo Enhanced off
LEXMARK 5000, 7000 & Z SERIES	Coated Paper	High	Customize: 4x6 Orientation: Landscape	Natural Color

-for brands and models not shown above, refer to your printer manual for instructions on settings for glossy photo papers or visit our website for the most up-to-date settings: [www.myprintworks.com](http://www.myprintworks.com)



Paris Business Products, Inc. • New Jersey, USA  
 Visit Our Website [www.myprintworks.com](http://www.myprintworks.com)

07/07 (Item # 51972)